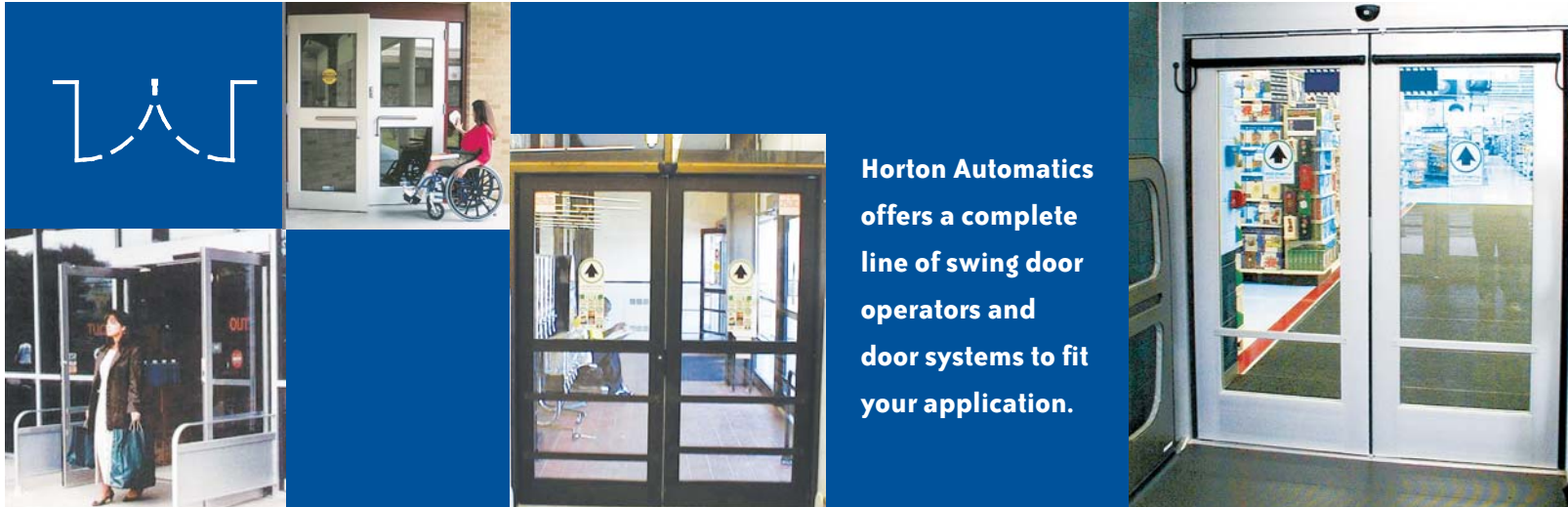


Swing Doors

LOW ENERGY • HEAVY DUTY • FOLDING SYSTEMS



Horton Automatics offers a complete line of swing door operators and door systems to fit your application.

Innovative Features and Economical Performance

Whether you desire to automate an existing manual swing door or utilize a complete door system for new construction, Horton Automatics has the solution.

All Horton swing door operators provide customer convenience and enable an ADA compliant entrance when used with a properly sized door. An entrance should be warm and inviting, offering convenient ingress and egress to your facility. Horton's swing door systems automate entrances in facilities throughout the world in a variety of settings. Typical installations include retail stores, shopping malls, schools, hotels office buildings, hospitals, airports and industrial facilities.

EasyAccess™ Low energy operator and door packages enable barrier free entrances.

HD-Swing™ Full automatic, heavy duty swing operator and door packages for high-traffic entrances.

FoldingAccess™ Folding door package provides maximum opening.

We have the largest factory trained distribution force to install, service and maintain your doors anywhere in the world.

Standard Features:

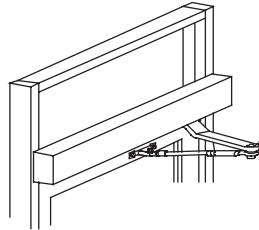
- ▶ Accommodates all door types (In-swing, out-swing, right or left handed)
- ▶ Door package panels break out for emergency egress
- ▶ Microprocessor controls with built-in diagnostics
- ▶ Aluminum header and door panel construction for years of worry free operation
- ▶ Accommodates door panel weights up to 200 lbs.
- ▶ Door packages are custom manufactured to your specifications.

Specifier Options:

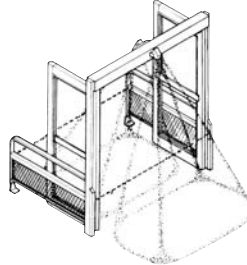
- ▶ Drive system (Low energy or full automatic)
- ▶ Header type (Bottom load or side load)
- ▶ Finish (Anodized aluminum, paint, metal clad)
- ▶ Configuration
- ▶ Overall dimensions
- ▶ Comprehensive selection of safety and security options

Swing Doors

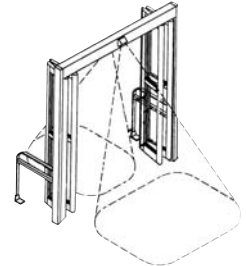
Horton Automatics products are built to meet or exceed national building egress requirements and ANSI standards for pedestrian doors. Standard products are UL listed, and custom products are constructed to meet or exceed the UL, CSA and IBC requirements.



EasyAccess™



HD-Swing™



FoldingAccess™

Series:	7000	4100	4900	4800	4500	4-4200	4-7200
Package Components	Header, Operator & Controls				Complete Door Package		
Door Panel Weight	200 lbs (91 kg)	200 lbs (91 kg)				150 lbs (68 kg)	
Header Size / Style	Side Access 4" x 6" (102 x 152)	Side Access 6" x 6" (152 x 152)	OR	Bottom Access 4 1/2" x 6" (114 x 152)	Side Access 6" x 6" (152 x 152)	OR	Bottom Access 4" x 6" (102 x 152)
Application:							
Low-Energy	★	★					★
Full Auto	★	★		★	★	★	
Fire Pkg. UL Listed	★		★				
Mounting* :							
Surface Applied	★	★	★				
Overhead Concealed	★			★	★	★	★
Drive Arm:							
Inswing	★	★					
Outswing	★	★	★				
Parallel Arm	★	★					
Direct Drive	★			★	★	★	★
Independent Pivot	★			★	★		
Safety:							
Swing Safety Sensors		★	★	★	★	★	★
Touch Stop	★	★	★	★	★		
Obstruction Sensing	★	★	★	★	★	★	★

*Overhead Concealed available as Single, Pair or Dual units. Center pivoted doors are required.
Surface Applied available as Single and Pair units. Used when automating butt-hung, off-set or center pivoted doors.



4242 Baldwin Boulevard
Corpus Christi,
Texas, U.S.A. 78405-3399
Tel: 800-531-3111, 361-888-5591
Fax: 800-531-3108, 361-888-6510
www.hortondoors.com

Horton Automatics reserves the right to alter its product and specifications without notice.

Horton Automatics, Ltd.
Unit A, Hortonwood 31
Telford, Shropshire, England TF1-7YZ
Tel: 01952 670169, Fax: 01952 670181
International Tel: ++44-1952-670169
International Fax: ++44-1952-670181



Form B101 Rev. 6/05
© 2003 Horton Automatics
Printed in U.S.A.